

iNMOTION



INMOTION SCV **V10** Series User Manual

***i*NMOTION**

CONTENTS

1.	Document Overview	3
1.1.	About this Manual	3
1.2.	Relevant Documents and Data	3
2.	Safe Driving Precautions	3
3.	Product Overview	4
3.1.	Product Serial Number	4
3.2.	Packing Container Inspection	5
3.3.	Product Composition	6
3.4.	Product Parameters	7
3.5.	Product Dimension Drawings	8
4.	Product Function Introduction	9
4.1.	Pull-up Handle and Assist	9
4.2.	Mode Anti-spinning Button	10
4.3.	Over-load Protection	10
4.4.	Over-temperature Protection	11
4.5.	Slant Protection	11
4.6.	Digital Bluetooth	11
4.7.	Colorful Atmosphere Lamp	12
4.8.	Bluetooth Speaker	12
4.9.	Voice Prompts	12
4.10.	INMOTION APP	12

5.	Driving INMOTION SCV V10	13
5.1.	Preparations before Driving	13
5.2.	Operating Steps for Beginners	14
6.	Maintenance and Service	15
6.1.	Storage	15
6.2.	Air Inflation and Inner and Outer Tire Replacement	15
6.3.	Pedal Tightness Adjustment	15
6.4.	Precautions for Cleaning and Use	15
7.	Legal Statements	16
7.1.	Statements of Use	17
7.2.	Statements of Personal Information	19
7.3.	Statements of Intellectual Property	21
8.	Contact Us	21

1. Document Overview

1.1. About This Manual

For your driving safety, please read this manual and the user guide leaflet carefully, and also watch the video on driving guidance before using INMOTION SCV V10 (hereinafter referred to as V10) to understand how to correctly drive the V10.

Please read carefully and understand all the safety warnings and precautions listed in this manual that will be helpful for you to better control the V10.

This manual applies to the INMOTION SCV V10 produced by INMOTION Technologies Co., Ltd.

If you have any questions or cannot find the information you need from this manual, please contact the dealer authorized by INMOTION or the after-sales service department of INMOTION in time.

1.2. Relevant Documents and Data

The PDF document for User Manual, video document of Safety Video, INMOTION APP, and other helpful files can be downloaded from the official website of INMOTION Technologies Co., Ltd., www.inmotionworld.com.

2. Safe Driving Precautions

INMOTION SCV V10 is a kind of intelligent travel and commuting device and entertainment utility. If you fail to operate the unicycle according to the provisions specified in this manual, there might be a driving risk. No matter when and where, it is likely to cause injuries even death and property loss to you due to decline, out of control, crash, etc., including driving the INMOTION SCV 10 without complying with the requirements described in this manual. You must carefully read and follow this manual completely, watch relevant safety videos, and strictly follow the precautions below to reduce risks and to avoid injuries and losses:

Users need to charge INMOTION SCV V10 at least once every month at room temperature. The battery damages caused by no regular maintenance are excluded from the warranty coverage of our company.

Please wear a helmet and a protective gear during driving, and ensure that the pull rod has been folded in place.

Do not drive INMOTION SCV V10 to go up and down the slopes of more than 25°. Do not conduct rapid acceleration, rapid deceleration, and sudden turns either.

Pay attention to the road obstructions.

Do not drive the unicycle on the grass, gravel roads, wet and slippery roads, and under other inappropriate road conditions.

Do not wade the unicycle into the water.

Do not drive the unicycle to climb up and down the stairs.

Do not drive the unicycle in the motor vehicle lanes.

Do not soak the unicycle in water.

The driving speed must not exceed the maximum speed limits of this model.

Do not perform rapid acceleration after tilting up the pedal (tilting the unicycle body back).

Do not sit on the pull rod or the unicycle.

Do not lift up the unicycle in startup state.

The beginners who are younger than 18 years old or older than 45 years old need someone to help them learn how to drive the unicycle.

Please ensure that the electric quantity is sufficient, and the tire pressure is normal before driving the unicycle.

Please drive at a low speed instead of performing rapid acceleration, rapid deceleration, high-speed driving, and challenging stunts before being familiar with driving.

The IP Ratings of V10 is IP55. Please do not drive for more than 10 minutes in the light rain.

3. Product Overview

INMOTION SCV V10 is a fashion, interesting, and practical travel and commuting device and entertainment utility. In line with the dynamic balance principle, V10 can detect changes of its body pose with the built-in gyroscope and acceleration sensor, and accurately drive a motor by the servo control system to adjust accordingly for balance. Users can move forward, speed up, slow down, brake the scooter, and perform other driving operations by tilting their bodies forth or back, and also can keep the lateral balance by controlling their bodies.

3.1. Product Serial Number

The serial number, a 16-character sequence normally accompanied by one-dimensional barcode or below two-dimensional barcode, is the unique identifier of the product. It is used for quality tracing, after-sales service, insurance claim, lost confirmation, and other occasions.

Please make sure to record and keep the serial number. You can obtain the product serial number from: outer package of the product, product warranty card, and unicycle body.

3.2. Packing Container Inspection

Each INMOTION SCV shall include the following components and parts when leaving the factory, namely unicycle body, charger, user manual, warranty card, and certificate. Please check after unpacking. If there are any missing components and parts, please contact the dealer.



Warning

Do not disassemble or modify INMOTION SCV V10 without permission. Otherwise, it may result in irreparable damages and harm to human body.

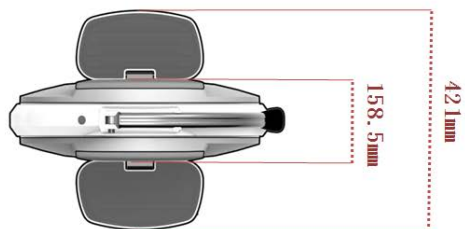
3.3. Product Composition



3.4. Product Parameters

Mode	V10	V10F	REMARKS
Net Weight	20.6kg	20.6kg	<p>① This is tested while riding under full power, 75kg load, 25°C, 15km/h average speed on the smooth pavement, riding habit, environment, temperature, road condition, load and other factors will affect the ranges.</p> <p>② The maximum cruising speed is measured at the 25 °C, the payload of 75 kg, full electric voltage and flat pavement. The factors like driving habit, environmental temperature, road surface condition, payload etc. will affect the speed.</p> <p>③ This slope was measured in the case when the load is 75kg.</p> <p>④ Charging time varies with the ambient temperature and the battery capacity that may change in the course of time.</p>
Typical Range ①	approx 70km	90~100km	
Factory Default Speed	25km/h	25km/h	
Max Speed ②	40km/h	40km/h	
Payload	120kg	120kg	
Max Slope ③	30°	30°	
Charging Time ④	approx 6h	approx 8h	
Tire Size	16*2.5	16*2.5	
Factory Default Tire Pressure	2.8 bar	2.8 bar	
IP Ratings	IP55	IP55	
Working Temperature	14~104 °F (-10~40 °C)	14~104 °F (-10~40 °C)	
Motor Power	1800W	2000W	
Battery	650Wh (8.8Ah)	960Wh (12.8Ah)	
Input Voltage	AC 100~240V 50/60Hz	AC 100~240V 50/60Hz	
Output Voltage & Current	DC 84V * 1.5A	DC 84V * 1.5A	

3.5. Product Dimension Drawings




4. Product Function Introduction

4.1. Pull-up Handle and Assist Mode

The assist mode enables the system to provide proper driving force at a lower power to help users push the unicycles easily when users are unwilling to ride or when the condition is not suitable for riding (for instance, insufficient electric quantity, steep slope, wet and slippery ground, sand, bumpy road, crowded environment, etc.).

Press the button in the middle of the handle. Lift it up. The handle comes up to the highest position. Release the button in the middle. The handle automatically locks. Push the unicycle body. The unicycle enters to the assist mode at this time. Use the same method to realize handle contraction.

INMOTION SCV are designed with special handles along with the assist mode matching the unicycle bodies, and thus the users will feel very relax and convenient during driving and pushing.



4.2. Anti-spinning Button

Due to the unique algorithm of V10, if the body angle varies after the unicycle body lifts off the ground under normal startup state, it will lead to motor spinning acceleration until the unicycle shuts down. If being placed on the ground during motor acceleration, the unicycle will be likely to fly off due to the friction between wheels and ground, and there will a risk of running into others in some cases, such as elevators, stairs, getting on or off the bus, or crowded places.

The anti-spinning button below the body handle is designed for the V10 according to its characteristics. When the user holds the handle to lift up the unicycle, the key will be automatically triggered, and the unicycle will enter the sleep state. In the meantime, the motor will no longer rotate to avoid spinning accordingly. Remove your hand from the handle key to let the unicycle fall to the ground again. The unicycle will return to normal condition for continual use.

The anti-spinning function is activated by default when V10 leaves the factory. You need to turn off this function on the mobile APP if installing the learning rope for operation on the handle. Users need to know the above functions and agree to accept the relevant legal liability statements when using this function.

4.3. Over-load Protection

INMOTION SCV V10 restricts the maximum driving speed and maximum load to avoid the dangers caused by driving too fast. When the power of unicycle comes close to the maximum power set by the system, the pedal will slightly tilt up for 3~25° accompanied by alarm sound. Users must slow down at this time. Do not tread the pedals forcibly (there is a risk of car crash if tread the pedals forcibly, the personal injuries and all losses caused by failure to operate according to the specification shall be borne by the users themselves). The pedal will return to normal angle once returning to normal power. When the electric quantity is less than 40%, the maximum speed limit will reduce gradually. When the electric quantity comes up to or is lower than the minimum driving voltage (10%), the unicycle body will automatically tilt up the pedal to give the user the hint to stop driving, otherwise it will cause damage to the unicycle.

4.4. Over-temperature Protection

INMOTION sets a protection mechanism to avoid excessive battery temperature when the unicycle operates under high load for a long time. When the battery reaches temperature limit, the unicycle will indicate overload and the pedals will turn up as well. Once power off the unicycle, it is not able to turn on temporarily. Users are supposed to restart it after 15 minutes.

4.5. Slant Protection

When the left and right tilt angle of the unicycle body is more than 55° during driving, the system will induce the abnormality of the unicycle body, and will automatically exit the self-balancing mode, so as to prevent the personal injuries caused by high-speed rotating tires after the tilting of the unicycle body. In the meantime, the unicycle will play the prompt tone. It is only necessary to right the unicycle body at this time to automatically enter the self-balancing mode.

4.6. Digital Bluetooth

INMOTION SCV is equipped with built-in digital Bluetooth 4.0 BLE module, which is used for interacting with the vehicles connected with the INMOTION APP. The name of the Bluetooth 4.0 BLE of INMOTION SCV is V10-XXXXXXXX. XXXXXXXX refers to the last 8 digitals of the product serial number.

BLE Bluetooth needs to be connected via the INMOTION APP instead of the built-in settings of mobile phones. The initial password of Bluetooth connection via the INMOTION APP is 000000. INMOTION SCV can be added and controlled after entering the password. (Only the owner of the INMOTION SCV has the authority of Bluetooth password modification. The user can only modify the password of this unicycle after the authentication of the unicycle owner.)

After the user enters the unicycle owner authentication, click to enter the "Unicycle Status" interface of the INMOTION APP. Select the option of "Password Modification" to modify the Bluetooth password.

4.7. Colorful Atmosphere Lamp

INMOTION SCV V10 is equipped with colorful atmosphere lamps. Users can not only switch different display lamp effects via the APP, but also make animation effects on the APP on their own. When the colorful atmosphere lamp breaks down, it becomes red and flashes for indication.

- 1). Please download the APP and read the production tutorials for detailed description.
- 2). Turn off /on the atmosphere lamp
- 3.) Press the button which under the handlebar and hold the power button at the same time.
- 4). When hearing "toot", it operates successfully.

4.8 Bluetooth Speaker

INMOTION SCV V10 is equipped with a high-quality Bluetooth 3.0 Speaker inside, the user could use the mobile phone to connect the V10 via bluetooth. Turn on the V10 and the bluetooth function on mobile phone, search the Bluetooth module name and match it, after succeed matching, you could play the music on the V10 via bluetooth. The name of INMOTION SCV V10 Bluetooth Module Name is "Unicycle Audio", when you find it, you could match and connect, then enjoy your time with the wonderful music.

4.9. Voice Prompts

INMOTION SCV V10 is equipped with the voice prompts with high fidelity. When the unicycle operations or unicycle bodies are abnormal, the unicycles will give out voice prompts. In the meanwhile, users can custom-make the voices, switch themes, adjust volume, turn on or off the unicycles with the use of INMOTION APP. When there exists voice loss or noise, users can use INMOTION APP to download the voices again.

4.10. INMOTION APP

INMOTION APP is mobile software designed for INMOTION users by INMOTION Technologies Co., Ltd. to realize unicycle control, make friends, release articles, attend INMOTION activities and purchase accessories. The Chinese and English names of INMOTION APP are "乐行天下" and "INMOTION" respectively. INMOTION APP can be downloaded from our official website or corresponding APP stores (IOS system: Apple App Store; Android system: Google Play).

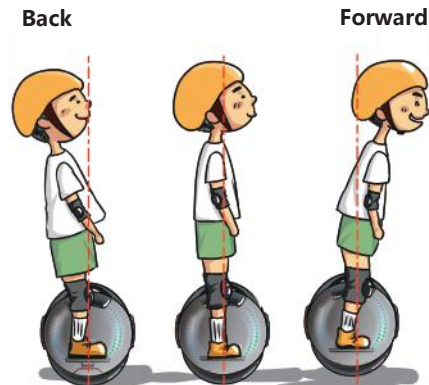
The following functions can be realized through INMOTION APP: startup/shutdown, turn on/off the light, speed display, mileage display, electric quantity display, unicycle body parameter setting, voice customization, fault detection, after-sales service, firmware upgrade, etc. For more detailed functions of INMOTION APP, download the product manual of the latest INMOTION APP from the official website.

5. Driving INMOTION SCV V10

5.1. Preparations before Driving

INMOTION SCV V10 is a high-tech travel and commuting device. Driving without learning about operating specifications may cause unpredictable injuries and property losses. The instructions given below are made for users, and contain details about how to correctly drive V10. Matters needing attention during driving are also listed. Please read them carefully and drive V10 in accordance with the instructions.

- Make sure that all parts of V10 are free from damage and installed in place before driving.
- Continuously charge the batteries of V10 for more than 3h before driving.
- You can practice driving in an open indoor or outdoor area that is flat and wide, and covers at least 4m * 4m.
- Make sure that you know the surrounding driving environment well so that the unicycle is free from the disturbance of cars, pedestrians, pets, bikes and other obstacles.
- You need a skilled assistant who is familiar with the operation of V10 as well as all the precautions and driving methods described in this manual by your side.
- Do not perform trial drive on slippery and wet fields.
- Please wear comfortable sportswear and flats, and do warm-ups to maintain body flexibility as far as possible.
- Put on safety helmet and protective gear to avoid injuries.



5.2. Operating Steps for Beginners

- Hold the unicycle body, and make sure that it is vertical to the ground after startup.
- Open the pedals on both sides. Step one foot on one side of the pedal. The sole shall be stepped on the center of the pedal.
- The upper body shall be naturally upright, and the eyes shall look straight ahead. Tilt the center of body weight to the other side of the pedal. Try to get the other foot off the ground to look for the balance point.
- Gradually begin to slowly slide forward by single-foot support, until the unicycle can keep sliding for a long time when one foot steps on the pedal.
- After keeping the center of gravity balanced when sliding with one foot, you can step both feet on the pedals. Relax the lower legs on both sides to ensure the balanced driving.
- Your body will go through temporary imbalance during practice, which is very easy to cause the slant of the unicycle body. It is necessary to lean on the railings or walls during single practice to help you keep your body in balance. You can also get to know the feeling on the V10 accompanied and supported by your friend, and learn how to drive the unicycle step by step. After being gradually familiar with how to steadily drive straight ahead, you can try to change the direction according to the personal mastery over the unicycle driving by adjust-ing the center of body weight or controlling your feet to twist around.

6. Maintenance and Service

6.1. Storage

Inappropriate storage will shorten the life of built-in lithium batteries or cause other hidden dangers. Please store the V10 in a dry room at suitable temperature and humidity. If you do not use it for a long time, please fully charge its battery at room temperature and at least once every month later.

6.2. Air Inflation and Inner and Outer Tire Replacement

If the tire pressure is insufficient, please conduct air inflation in time. The factory tire pressure of INMOTION SCV V10 is 2.8Bar by default. If the tire of V10 needs to be replaced due to tire burst, etc., please contact the dealer authorized by INMOTION or the after-sales service department of INMOTION for maintenance.

6.3. Pedal Tightness Adjustment

Riders will feel uncomfortable if the pedals of V10 become loose, and will even fall under severe condition. If the pedals become loose, please respectively use a M10 Allen driver and a M6 Allen driver to tighten the screws on the axis and on the side edge of the axis. Please develop a habit of checking all parts of the V10 before using.

6.4. Precautions for Cleaning and Use

- Before cleaning the unicycle, the body shall be shut down. Charging wire shall be pulled up, and the charging port shall be closed.
- During rinsing, make sure that water does not flow into the battery-charging port.
- Use a soft cloth dipped with clean water to scrub the outer cover of the V10. Do not use high-pressure water jet to flush the V10.

- The IP Ratings of the V10 is IP55, which means splash-proof and dustproof. Therefore, it is not allowed to dip the V10 in water, which may cause permanent damage to the unicycle.
- Please do not drive in the rainstorm, so as not to fall down or cause damages to the unicycle because of being soaked in the water.
- Please do not place the V10 near the fire source or the places with extremely high temperature, so as to avoid battery damages even explosion caused by hidden fire-fighting dangers.



7. Legal Statements

INMOTION SCV V10 can be considered as an intelligent and portable travel and commuting device. However, it is no replacement of the current existing means of transportation. When you use INMOTION SCV V10 as a means of transportation for short-distance travel, there might exist conditions causing injuries such as decline, crash, etc. and other risks. You have the responsibility and obligation to carefully read and learn the User Manual for INMOTION SCV V10 and User Guide; be familiar with how to drive the INMOTION SCV V10; and be fully aware of the warnings and precautions as well as the provisions specified in the following legal statements, so as to reduce (but cannot totally eliminate) potential risks and to ensure the personal and property safety of yourself and other people.

7.1. Statements of Use

For your safe application and good experience, kindly use the product in strict accordance with the following requirements:

1. Please make sure to carefully read and completely understand the User Manual for INMOTION SCV V10 and User Guide before using.
2. Please do not allow the ones who fail to carefully read and completely understand the User Manual for INMOTION SCV V10 and User Guide to use your INMOTION SCV V10.
3. Please follow instructions in the User Manual for INMOTION SCV V10 with regard to the riding age of 12-60 years old. Do not allow the ones who are beyond this age scope to drive the V10.
4. The pregnant and personnel who are not in normal physical or mental state cannot drive the V10.
5. When you are in a bad physical or mental state, such as sick, taking drugs, drinking, etc., please do not drive the V10.
6. INMOTION SCV V10 is a riding vehicle designed for one person only. Two or more people must not drive one V10 at the same time. Do not drive the V10 with loads or while holding a baby in your arms.
7. Please make sure that you are fully qualified in the physical and mental conditions for freely getting on/off and control the INMOTION SCV V10 without any assistance before riding.
8. Please do not modify or repair the INMOTION SCV V10 without permission or by the personnel who have not been authorized by our company. If there is anything wrong with the product, please contact the after-sales staff of INMOTION, which is your most secure option.
9. Please make sure that the INMOTION SCV V10 is not loose, damaged broken, or under other abnormal situations before riding.
10. Before charging, please make sure that the socket is dry, fault-free, and without any foreign matters. During charging, make sure to insert in the correct socket (AC 100V-240V, 50Hz / 60Hz), and avoid coming contact with children and pets. Furthermore, keep the V10 away from the combustibles.
11. The batteries of INMOTION SCV V10 must be placed in the environment at -20°C-45°C. Please do not place the V10 in the environment where the temperature is above 45°C. When the temperature is below -20°C, the batteries will enter the self-locking state, which are unable to be charged or used. Please place the INMOTION SCV V10 in a warmer environment for charging and using.

12. If there is any leakage (including damage, giving off a peculiar smell/smoke, or overheating) in the batteries, please stop the vehicle immediately, and avoid its contact with other objects.
13. Do not attempt to open or disassemble the batteries on your own. Do not perform abnormal operations or application to the batteries.
14. Due to different battery status and environment, the standby time of the fully charged INMOTION SCV V10 (the electric quantity display screen has 5 scales) and the not fully charged INMOTION SCV V10 (the electric quantity display screen has 1 scale) is respectively 180 days and 30 days at most. Please pay attention to the standby time to avoid causing irreversible damage to the batteries because of failing to charge them in time.
15. Please do not wear high-heeled or other unsuitable shoes, and the clothes that are too loose-fitting and unsuitable when riding the INMOTION SCV V10. Furthermore, you must wear professional protective gear during riding.
16. You are highly recommended to wear protective glasses when riding the INMOTION SCV V10, so as to prevent eye injuries caused by dirt, dust or insects in the air and the possible adverse effects on riding.
17. Do not drive INMOTION SCV V10 on rainy days and on other wet roads. When riding on the wet and slippery roads, the tire resistance reduces, the braking distance becomes longer, and the V10 is easy to slip, which might cause accidents, for instance, the INMOTION SCV V10 is out of control.
18. Please use a dry soft cloth to clean the V10 body. Do not use strong water flow or high-pressure hose to clean the V10 body. Do not soak the INMOTION SCV V10 in the water, so as to avoid uncontrollable faults, abnormalities, accidents, and other risks.
19. Do not drive the INMOTION SCV V10 in the bad weather and the adverse environment with low visibility and poor light. Do not drive the V10 when you are extremely tired.
20. Since it is difficult for drivers, motorists, and pedestrians to notice each other in time at night and in an environment with poor light, you are strongly advised against riding at night and in an environment with poor light, so as to avoid severe risks that might arise.
21. Please pay attention to the variation of road surfaces and surroundings when riding the INMOTION SCV V10. Drive carefully to avoid hurting yourself or others.
22. Please do not drive the V10 under unsuitable road conditions and in improper environment, such as on the stairs, in the elevators, or when passing through the revolving doors.
23. Pay attention to the distance among V10 body, body and obstacles when riding the INMOTION SCV V10.
24. Do not take the risk of riding on steep slopes, bumpy roads, or other terrains that you have never met before during riding.
25. Please do not make a turn at a rapid speed. Please do not slam the brakes on when riding the V10 on the slippery road. The above-mentioned behaviors are easy to cause slipping and other uncontrollable situations.

26. Please do not drive on the bicycle lanes. Please do not drive on the motor vehicle lanes and other unsuitable places. Please strictly obey the traffic rules and other laws and regulations. When the V10 comes close to or passes through the crossroads, motor vehicle lanes, corners, and doors, please pay attention to slow down and avoid. In the meanwhile, the driver needs to have defensive awareness and pay attention to the dangers that might cause by the traffic and pedestrians.
27. When riding the V10, pay attention to and take precautions against the vehicles from all directions, pedestrians, pot holes, sewer separators, railway tracks, expansion joints, road surfaces, road construction, debris, and other obstacles as well as other dangerous situations that might affect the personal and property safety of you and others at any time.
28. Do not make and receive phone calls or do any activities or actions that might distract you when riding the INMOTION SCV V10, so as to pay attention to monitor the external environment at any time.
29. Please drive forward along the riding directions of the bicycle lanes allowed and specified by the local governments and laws or the road edges. Do not drive in a direction not allowed by traffic regulations.
30. Please do not cut in the ways of vehicles and pedestrians when going out by riding the INMOTION SCV V10.
31. Please do not put your hands on another means of transportation for dragging when riding the INMOTION SCV V10. Do not perform any improper behaviors, such as making stunts, doing any other extreme sports, etc.
32. Please do not drive the INMOTION SCV V10 alone when you need to drive to some remote area. It is necessary to prevent potential risks even when you drive the V10 along with others.
33. INMOTION SCV V10 is personal short-distance travel and commuting device. Do not use it for freight or other improper purposes. The data and parameters of INMOTION SCV V10 varies along with different product models, which are subject to change by INMOTION without prior notice.

7.2. Statements of Personal Information

1. Your personal information shall include the personal information that you voluntarily enter to bind the INMOTION SCV V10 when using the INMOTION APP (hereinafter referred to as APP) to connect with the INMOTION SCV V10 for registered certification, and the personal information that you voluntarily provide during the product application, including but not limited to your name, gender, age, address, contact way, occupation, and the time and place for using our service, etc.
2. In the process of using the APP, your personal information provided during the owner certification, product serial number activation, questionnaire and after-sales follow-ups and return visits, solicitation of the opinions or suggestions with regard to products or services, and activity participation is convenient for us to provide better products and services for you, and improve your user experience.

3. You have the right not to provide your personal information. However, if you refuse to provide some of your personal information, we may not be able to provide better products and services for you, and even might deter you from using our products and services.

4. Any personal information provided by you shall be deemed as the fact that you have entirely agreed with the idea that your personal information can be used by INMOTION itself or its affiliated companies after the disclosure. The application of INMOTION and affiliated companies shall include but not limited to the application of the internal staff, consultants, agents, suppliers, and partners of INMOTION and its affiliated companies.

5. You agree that we might provide your personal information to the interested third party when in line with any of the following conditions:

(1). After your special authorization;

(2). Conforming to the relevant laws and regulations or the mandatory requirements put forward by the government agencies (including the judiciary authorities);

(3) Perform the Terms of Service available (including investigating possible violations);

(4) Deal with frauds, safety or technical issues;

(5) Protect the rights, properties or security of users or the public from being damaged within the scope of legal requirements or the allowable range;

(6) The needs under special and/or emergency circumstances.

6. The electronic data of your personal information can be used for application, transmission and storage, and the above-mentioned behaviors might exist in or out of China.

7. You completely agree with the idea that INMOTION and its affiliated companies might push the information with regard to the products and services as well as the relevant activity information from time to time for your better application and experience.

8. We will take reasonable and safe measures to protect the safety of your personal information, and to prevent your personal information from being disclosed and used without authorization. Furthermore, we will also drive other interested parties accepting and using your personal information described in this legal statement to fulfill the same obligations. You agree with the idea that INMOTION decides the time to save and keep your personal information according to the time required by intended use or any agreements, laws and regulations.

9. You agree to exempt INMOTION and/or its affiliated companies and other receivers and/or users from any claims, responsibilities and losses caused or might be caused by disclosing and using your personal information according to this legal statement, unless the above-mentioned claims, responsibilities and losses are caused by the direct intentional behaviors or gross negligence of the receivers and/or users.

7.3. Statements of Intellectual Property

Unless otherwise stipulated in laws and regulations, or otherwise agreed in agreements, all rights of the intellectual properties (including but not limited to the copyright, trademark right, patent right, application right, enforcement right, permissions, and other powers) with regard to the products and their accessories, APP and website are reserved by INMOTION. No illegal use or any other punishments shall be conducted without the prior written consent of INMOTION.

This legal statement shall apply to the Law of the People's Republic of China.

For all the claims, responsibilities and losses caused or might be caused by consumers and any third party violating this law statement, INMOTION shall assume no responsibility for the claims and any other obligations.

This legal statement constitutes the integral legal part of the INMOTION products (please make sure to transfer this legal statement during product resale). You can choose to accept all the terms and conditions of this legal statement for using the INMOTION products. If you use the INMOTION products, it shall be deemed as the fact that you have agreed to accept all the terms and conditions of this legal statement, and to undertake any possible risks and responsibilities.

If you do not agree to accept all the terms and conditions of this legal statement after purchasing our products, please return the goods; and make sure that the products and packaging are intact without affecting the secondary sales during the sales return.

Thank you for choosing INMOTION and trusting us. For any questions, contact us, and we are always ready to be at your service.

8. Contact Us

INMOTION Technologies Co., Ltd.

Address: 18/F, B1, Nanshan i Park, No.1001 Xueyuan Ave., Nanshan, Shenzhen, China 518055

Tel: 86 (0) 755 2572 2469

Fax: 86 (0) 755 2572 7563

E-mail: service@imscv.com



Scan QR code to
download the App



Scan QR code to Visit
Our Website